

Log to myTLU site & locate your courses under Quick links. Click to open the intended course

HOME FACULTY

You are here: Home



MY.TLU.EDU

Home

My.TLU.EDU

Public Page

Welcome to TLU's new web portal and replacement for IRISLink! C will be built on this web platform for students, faculty, staff, appl access these services, please login with your TLU username and p

Quick Links

☐ My Courses

[ISS ISSA - General](#)

[ISYS 133 01 -
Applications Software](#)

[THEO 238 01 - Religion in
the United States](#)


Access your course site and click on a **Coursework** (link)




TLU
TEXAS LUTHERAN UNIVERSITY


ISS ISSA - GENERAL




- Attendance
- Collaboration
- Course Information
- Coursework**
- Gradebook
- Main Page
- Syllabus

 *Add a Page*


 *Context Manager*










First, build your Coursework (assignments) in **Coursework** area as seen below. [Click on this tutorial link on how to create a coursework.](#)

Coursework  Edit


Organize by:  Add a Unit  Reorder Units  Manage Types







Exam

 [Add an Assignment](#)

<u>Assignment</u>			<u>Format</u>	<u>Due Date</u>	<u>Unit</u>	<u>Required</u>
Exam One				9/1/2011 5:00 PM	Unit 1	Required
Exam Two				9/15/2011 5:00 PM	Unit 1	Required
Final Exam				9/29/2011 5:00 PM	Unit 1	Required

Homework




 [Add an Assignment](#)

<u>Assignment</u>			<u>Format</u>	<u>Due Date</u>	<u>Unit</u>	<u>Required</u>
Homework One				9/7/2011 5:00 PM	Unit 1	Required
Homework Two				9/14/2011 5:00 PM	Unit 1	Required

...sample **Coursework** continues.







Paper

[+Add an Assignment](#)

<u>Assignment</u>			<u>Format</u>	<u>Due Date</u>	<u>Unit</u>	<u>Required</u>
Research Paper				9/20/2011 5:00 PM	Unit 1	Required







Quiz

[+Add an Assignment](#)


<u>Assignment</u>			<u>Format</u>	<u>Due Date</u>	<u>Unit</u>	<u>Required</u>
Quiz Two				9/11/2011 5:00 PM	Unit 1	Required
Quiz One				9/13/2011 5:00 PM	Unit 1	Required

Reading

[+Add an Assignment](#)

<u>Assignment</u>			<u>Format</u>	<u>Due Date</u>	<u>Unit</u>	<u>Required</u>
Reading One				9/16/2011 5:00 PM	Unit 1	Required
Reading Two				9/19/2011 5:00 PM	Unit 1	Required


After creating your coursework ...click on a **Gradebook** (link)




TLU
TEXAS LUTHERAN UNIVERSITY

ISS ISSA - GENERAL

- ➔ Attendance
- ➔ Collaboration
- ➔ Course Information
- ➔ Coursework
- ➔ **Gradebook**
- Main Page
 - About This Course
 - Calendar
 - Announcements
 - Handouts
 - Bookmarks
- ➔ Syllabus

 Add a Page

 Context Manager

Select **Setup** (tab) then... click on a **Continue** (link)

Gradebook

Setup

Gradebook

Introduction to the Gradebook



Welcome to the Gradebook for Instructional Support Services.

Before you can use your Gradebook, you must set-up your grading

There are two main parts of a student's final grade: Attendance and Coursework assignment scores are automatically imported directly into the Gradebook. You must assign weights to these elements, so that the Gradebook can calculate final student grades.

Continue

Select...Use Basic Mode | Save (tab)

Gradebook  

Setup **Gradebook**

Gradebook Weighting Method

The first step is to make a decision: do you want to weight your Coursework assignments by their original point values (Basic Mode) or by percentage weights (Advanced Mode).

Basic Mode -- Points:
When you choose the Basic Mode, the weight for each assignment is taken directly from its original point value, which is given on the Coursework page. Since most assignments already have point values, very little additional set-up work is required in the Gradebook. Basic Mode is easier to set up, but it is also less flexible than the Advanced Mode.

Advanced Mode -- Percentage:
You should choose Advanced Mode if you want more control over the breakdown of your final grade. In Advanced Mode you give percentage weights to all Coursework assignments. These weights do not have to have any correlation to their original Coursework point values. The final grade is calculated by weighting assignments at three levels:

Overall: Sets the relative weights for the overall Attendance score versus the overall Coursework score.

Units/Types: Sets weights for the various Units or Types of Coursework assignments.

Assignments: Set weights for each assignment relative to the other assignments in a Unit.

The Advanced Mode involves more work to set up, but it is much more flexible in setting the relative weights for Gradebook elements, without having to change the point values of individual assignments.

Use "Basic Mode -- Points"

Use "Advanced Mode -- Percentage"

NOTE: This setting can be changed at a later date, but the change may require additional work to re-weight your assignments.

Save

Select...Use Type | Save (tab)

Gradebook

Setup **Gradebook**

Coursework Organization Method

In the Gradebook, Coursework assignments can be organized in one of two ways:

Units:
Grouping by Units mirrors the organization system from the Coursework page. Assignments will be organized, grouped, and weighted by the Units they were given when created.

Type:
With this method, assignments will be organized, grouped, and weighted by the type they were given in Coursework (Quiz, Test, Paper, etc).

Use Units

Use Type

This setting can be changed at a later date, but if it is changed all relative weights for the current method will be lost.

Save

My gradebook shows '0' points for Attendance and '680' points for coursework. You may click on **Configure Attendance & Custom Items** to add attendance points.

Gradebook

Setup **Gradebook**

Grade Point Totals	
Attendance	0 Points
Coursework	680 Points
Total	680 Points

Options


- [Configure Attendance & Custom Items](#)
- [View Coursework Breakdown](#)
- [Set Letter Grade Values](#)
- [Change Grade Weighting and Organization](#)

Items without point values



There are no items to display.

...click on **Add Custom Items** link to configure attendance points
(Optional)

Attendance and Other Breakdown

<u>Name</u>	<u>Point Value</u>		
Attendance	0		

Totals: 0 Points

 Add Custom Items  Edit Point Values


Select your settings as you wish | click on the pencil icon add attendance points

Count 1 Unexcused Absence after: Times Tardy

No credit for attendance after: Unexcused Absences

Automatic course failure: No automatic failure
 Automatic failure after: Unexcused Absences

Attendance and Other Breakdown

Name	Point Value	
Attendance	0	

Totals: 0 Points

[+ Add Custom Items](#) [Edit Point Values](#)

Add intended points as shown below | click **Save** (tab)

Attendance and Other Breakdown	
<u>Name</u>	<u>Point Value</u>
Attendance	<input type="text" value="20"/>

Totals: 0 Points

Click on the **Setup** (tab) to view all grade points total.
700 points is the total for my gradebook.

Gradebook

Setup Gradebook

Grade Point Totals	
Attendance	20 Points
Coursework	680 Points
Total	700 Points

Options

- [Configure Attendance & Custom Items](#)
- [View Coursework Breakdown](#)
- [Set Letter Grade Values](#)

- [Change Grade Weighting and Organization](#)

Items without point values

There are no items to display.







The next phase is to give points to your students' assignments as the semester goes along. Click on a **Coursework** (link)



Sample 1: Click on a **Homework One** (link)





Homework


[+Add an Assignment](#)

<u>Assignment</u>			<u>Format</u>	<u>Due Date</u>	<u>Unit</u>	<u>Required</u>
Homework One				9/7/2011 5:00 PM	Unit 1	Required
Homework Two				9/14/2011 5:00 PM	Unit 1	Required

Enter grade points & necessary feedback for each student as shown below. Enter grade points next to instructor's name in **(Results from Student Emulation)**. Click **Save** (tab).

 [Edit this assignment](#) |  [Delete this assignment](#) |  [Save to File Cabinet](#)





Student Results			
<u>Student</u>	!	<u>Grade</u>	<u>Feedback</u>
Crouse, Rebecca A. 	!	<input type="text" value="25"/> /25	<input type="text"/>
Ramirez II, Joseph Anthony 	!	<input type="text" value="25"/> /25	<input type="text"/>
Shao, Elly Samueli 	!	<input type="text" value="25"/> /25	<input type="text"/>
Sozzi, Ronald V. 	!	<input type="text" value="25"/> /25	<input type="text"/>

Results from Student Emulation			
<u>Student</u>	!	<u>Grade</u>	<u>Feedback</u>
Shao, Rodrick Martin 	!	<input type="text" value="25"/> /25	<input type="text"/>


[Edit graded entries](#)

You have successfully entered grade points for **Homework One...**

You may **Edit graded entries** if needed

Student Results			
<u>Student</u>	!	<u>Grade</u>	<u>Feedback</u>
Crouse, Rebecca A. 		25/25	
Ramirez II, Joseph Anthony 		25/25	
Shao, Elly Samueli 		25/25	
Sozzi, Ronald V. 		25/25	



[Edit graded entries](#)

Results from Student Emulation			
<u>Student</u>	!	<u>Grade</u>	<u>Feedback</u>
Shao, Rodrick Martin 		25/25	

How would your students see their grades? Change view status to
View as :Students



FACULTY TLU INFO STUDENT LIFE ALUMNI EMPLOYEE IT MY PAGES

> ISS ISSA - General >

 Current view: Faculty 

Current view: Faculty

View as: Students

 Edit page  Printer Friendly

You are now on students view. Click on **Coursework** link...then select to open the intended assignment ...
e.g. **Homework One**

You are here: [Academics](#) > [Info Technology - IT](#) > [Instructional Support Services](#) > [ISS ISSA - General](#) > [Coursework](#)

Students View [Back to Regular View](#)

Printer Friendly

TLU
TEXAS LUTHERAN UNIVERSITY

ISS ISSA - GENERAL

- Attendance
- Collaboration
- Course Information
- Coursework**
- Gradebook
- Main Page
- Syllabus

Quick Links

- My Courses
- My Pages
- [WebMail](#)
- [Change My Password](#)

Coursework

Homework: Homework One

Unit 1

Format: **Offline**

Grade Method: **Graded out of 25**

Your assignment has been graded

This assignment is **required**.
It is **due in 359 days**
at 5:00 PM, Wednesday, September 07, 2011.

Coursework

My Results	
Final Grade	25/25
Graded On	Monday, September 13, 2010 7:03 PM

Also, students may see their gradebook by selecting the **Gradebook** (link) from e-Racer course site

Grade Results	
Grade	55.6 %
Grade (Letter)	F

Overview		
	Score	Total Points
Attendance & Other	0.0	20.0
Coursework	25.0	25.0
Totals:	25.0	45.0

Attendance & Other Detail			
Attendance (20.0/20.0)		Overall Attendance & Other	
Attended (Sessions)	Score	Score%	Grade Points
0/0	--	--	0.0/0.0

Coursework Detail						
Exam (0.0 Points)	Homework (25.0 Points)	Paper (0.0 Points)	Quiz (0.0 Points)	Reading (0.0 Points)	Overall Coursework	
Score	Score	Score	Score	Score	Score So Far	Grade Points
0.0/0.0	25.0/25.0	0.0/0.0	0.0/0.0	0.0/0.0	25.0/25.0 (100.0 %)	25.0/680.0

[View All Assignments](#)

? This assignment has not been assigned a value yet