

Go to Intranet site and click on myTLU link

The screenshot shows the TLU Intranet website. The header features the TLU logo and the word 'Intranet' in a large, bold font. Below the header is a navigation sidebar on the left with the following items: 'TLU INTRANET', 'Faculty & Staff', 'Students', 'BlackBoard', 'Blumberg Memorial Library', 'Directory', 'Information Technology', 'myTLU' (highlighted with a red box), 'On-Campus Calendar', 'TLU Web Site', and 'WebMail'. The main content area is titled 'Today @ TLU' and displays a calendar for 'TODAY ★ JANUARY 27, 2010'. The events listed are: 'ALL-DAY - Poster Sale - > MORE', '10:00 am - Chapel - Tim Barr '98 - > MORE', '12:00 pm - e2Campus Test - > MORE', '12:30 pm - Sophomores Taking the Lead - > MORE', '3:00 pm - President Andre Golike (EELRC) - > MORE', '6:30 pm - Relay for Life & Colleges Against Cancer Meeting - > MORE', '7:00 pm - MASA Meeting - > MORE', '7:00 pm - What Do You Want? (South Hall Meeting) - > MORE', and '8:00 pm - What Do You Want? (North Hall Meeting) - > MORE'. Below this, the calendar for 'TOMORROW ★ JANUARY 28, 2010' is partially visible, showing '9:30 am - Hazing Meeting - > MORE' and '5:30 pm - Women's Basketball at Sul Ross State* - > MORE'.

Enter user name and password ...then Login

TLU
TEXAS LUTHERAN UNIVERSITY

User Name: rshao Password: Login

You are here: Home

TLU
TEXAS LUTHERAN UNIVERSITY

MY.TLU.EDU
Home

Quick Links
[Blackboard](#)
[e2campus text alert](#)
[IrisLink](#)
[Scholarbuys](#)
[TLU Intranet](#)


My.TLU.EDU
Public Page

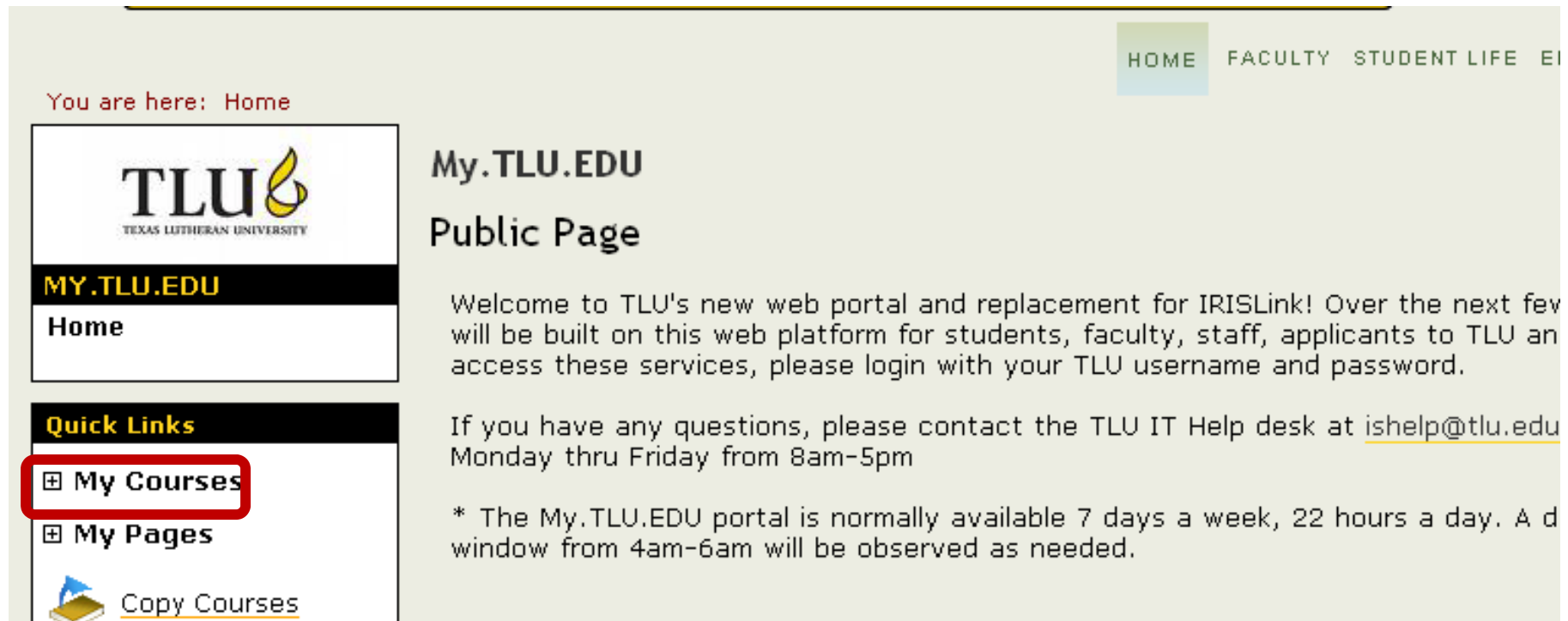
Welcome to TLU's new web portal and replacement for IRISLink! Over the next few months, fi will be built on this web platform for students, faculty, staff, applicants to TLU and eventually access these services, please login with your TLU username and password.

If you have any questions, please contact the TLU IT Help desk at ishelp@tlu.edu or by callin Monday thru Friday from 8am-5pm

* The My.TLU.EDU portal is normally available 7 days a week, 22 hours a day. A daily mainter window from 4am-6am will be observed as needed.

Special Notice:

Locate **My Courses** in Quick links and click on the  sign to expand it



HOME FACULTY STUDENT LIFE E


You are here: Home


TLU
TEXAS LUTHERAN UNIVERSITY


MY.TLU.EDU

Home

Quick Links

 **My Courses**

 **My Pages**

 [Copy Courses](#)

My.TLU.EDU Public Page

Welcome to TLU's new web portal and replacement for IRISLink! Over the next few weeks, new services will be built on this web platform for students, faculty, staff, applicants to TLU and visitors. To access these services, please login with your TLU username and password.

If you have any questions, please contact the TLU IT Help desk at ishelp@tlu.edu Monday thru Friday from 8am-5pm

* The My.TLU.EDU portal is normally available 7 days a week, 22 hours a day. A downtime window from 4am-6am will be observed as needed.

See a list of courses your are teaching this semester.
My list has two courses as shown below

Quick Links

☐ My Courses

BUSI 477 01 - Intl



Business & Multinatl Ops

ISYS 133 02 -

Applications Software

Click on the intended course link to access it

Click on **Collaboration** link

HUI

You are here: [Academics](#) > [Business - BUSI](#) > [Intl Business & Multinatl Ops](#) > [BUSI 477 01 - Int Multinatl Ops](#) > [Main Page](#)



**BUSI 477 01 - INTL
BUSINESS &
MULTINATL OPS**

[Attendance](#)

[Collaboration](#)

BUSI 477 01 - Intl Business & Multinatl Ops

About This Course



There is no content in this portlet.

You can add content in the following way(s):

[Create Content](#)

Click on **Coursemates** link

Collaboration

- Forums
- Coursemates
- Chat

Course Information

The screenshot shows a vertical navigation menu with a light beige background. At the top, there is a white box containing the text "Open Discussion" with a small horizontal line above the word "Open". To the right of this box are two columns of numbers, both containing the digit "1". Below this is a grey horizontal bar. At the bottom of the menu, the word "Coursemates" is written in a bold, black, sans-serif font and is enclosed in a red rounded rectangular border.

Click the checkbox to select e-mail recipients.

The screenshot displays a list of five contact entries, each with a profile picture, a name, a role, and a checkbox. The entries are:

- Schenk, Nicholas** (Students): Unchecked checkbox.
- Shao, Rodrick** (Faculty): Checked checkbox (highlighted with a red box).
- Wetz, Tiffany** (Students): Unchecked checkbox.
- Willmann, Katherine** (Students): Checked checkbox (highlighted with a red box).
- Wood, Robert** (Students): Checked checkbox (highlighted with a red box).

Click on Email Selected Members link to open Outlook e-mail application and send it to selected recipients only.



Select All

Email Selected Members

View Printable Roster

Select All



to e-mail every member in this class



Select All

Email Selected Members

View Printable Roster